Friday Focus...May 24, 2020

"Whatever you can vividly imagine, you can achieve. Everything in your world, and everything around you, was once an idea in the mind of its inventor or creator."
Jim Donovan

*Happy Friday! I hope all is well with you and your loved ones. ☺

*Lots of special things are happening this week.
1. We just brought out the soil, seeds and pots for the students to plant our seedlings. Tyonek Tribal Conservation District has included a log for the kids to document their observations and make a hypothesis about the growth of their seeds. I'm sure you know that for the past nine years TTCD (Christy, Nicole, Tonya, Jillian, Gwen, Dom and Erin) have been coming to the school for our kids to begin the plants, which a month later they get to plant in our garden, and in October they harvest. Due to this crazy pandemic, they came up with a wonderful way to include our kids again. Thank you with all my heart!
2. Another huge thank you goes to Cook Inlet Tribal Council for purchasing for our kids Kiwi.com science and art crates. So far, we have only received the ones for the middle and high schoolers, but they look wonderful! They include a Stenciled Book Holder, Saskiko Embroidered Lamps and Terrazzo Clay Organizers. We are so grateful. How fun!!
3. Jenna handmade tangrams for each student. There are the puzzles and solutions in their weekly lesson bag.
4. Next week we are having Spirit Week. If you send me a photo daily by text, I will have available prizes from my treasure box.

Monday: Costume/wig
Tuesday: Sports day or hat day
Wednesday: School Colors
Thursday: Day at the Beach (shorts)
Friday: Dress to Impress

Stay safe. Wash your hands. Know you are loved!
Pam

© 2019 Great Papers!

How to plant your seeds:

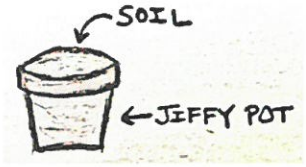

1. Place the soil in your jiffy pot (or other reused pot!) and lightly press it down.

2. Poke a small hole in the soil, about ¼" - ½".

3. Put the seeds in the hole.

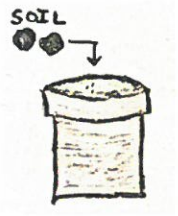

4. Cover the seeds with soil, pat lightly.

5. Sprinkle water on the soil daily.

6. Place the pot in a warm, sunny location (like a windowsill) and watch your plants grow!

7. Make sure to label! Write type of plant and date.

8. Watch your plant every day and record what you see.

Measure its growth!

Things to think about:

Record the date your plant emerges and its height on your worksheet!

What do plants need to grow?

How do you think your plant will grow in your recycled pot versus the jiffy pot?

Which do you think will emerge first, the flower or the corn? Which will grow faster?

TYONEK GROWN

Tyonek Tribal Conservation District



BATTLE
BOOKS

May 2020 Tebughna School

"Home of the Chiefs"

Dear Parents,

Our last month of school is so very different than we have ever experienced. We all know how our lives have changed, but what is a constant for me is living in a wonderful village with amazing students and supportive and loving parents. I recognize that there have been moments where we were just trying to do the best we could, but I really believe that we are blessed with an excellent school district who showed their wisdom, calmness and kindness as the pandemic showed itself.

Dates to Remember:

May 19th: Graduation at 6 p.m. at Baseball Field

I also want to thank our staff who through thick and thin, kept producing valuable lessons, made and delivered excellent meals, cleaned the school spic and span, and held down the office with patience, graciousness and kindness. And our gratitude to our wonderful partnerships: Project Grad, Tyonek Tribal Conservation District, Native Village of Tyonek, Tebughna Foundation, Alaska Department of Fish and Game, Upstream, and the Cook Inlet Tribal Council. We couldn't do it without each of you!!

So as summer awaits us, please continue to be safe. And show each other daily how important they are in your lives. Maybe we can't hug, but this too shall pass. And the virtual hugs each of you have shared now will sing in our hearts forever.

Thank you for the support you have given the teachers and myself this year. It is always an honor and a privilege to be in Tyonek. I will see you in August!
Love, Pamala Potter, Principal/Teacher

SPIRIT WEEK

Monday, April 27 - Friday, May 1

Tebughna Students show your school spirit by participating in our final Spirit Week for this year! Students can win a prize from Ms. Pam's Treasure Box by picking up their lunches each day and showing off your costume.

- **Monday, April 27: Costume Day** - Dress up in either an old Halloween costume that you have or get creative and make up your own
- **Tuesday, April 28: Sports/Hat Day** - Wear a hat, t-shirt, jacket, etc. showing off your team spirit
- **Wednesday, April 29: School Colors Day** - Wear blue and white
- **Thursday, April 30: Island Theme** - Dress up like you're going to the beach
- **Friday, May 1: Dress Up Day** - Dress to impress